

AUSTRALIAN
LACE GUILD



NSW BRANCH INC

Lace_E News
Volume #3



NEWS FROM THE COMMITTEE

We're planning for the future.

FINISH READING ON PG. 2




WELCOME

Our 3rd edition of Lace_E
News - the ALG NSW
Branch's monthly newsletter.
We're looking forward to Lace
Day on the 5th of February.



Website:

[https://www.lacemaking.com.
au/sydney.html](https://www.lacemaking.com.au/sydney.html)



CROCHET WORKSHOPS

Exciting workshops for crochet
lace in 2023 with Pauline.

FINISH READING ON PG. 4

KEY FOB WORKSHOP

Make lace key fobs with Barbara.

FINISH READING ON PG. 6





NEWS

From the Committee

Dear Members,

Welcome to another year of making beautiful lace. We look forward to an exciting 2023 and we're hopeful that we can plan for the future of our Guild.

Words from our President, Tanya

After so much turmoil over the last few years it is easy to feel reluctant to plan for the future, to avoid involvement in new things or reinvesting your time into old. After hard times we often feel exhausted, we just want to take some time out to rest and narrow our focus to what is important. With this sentiment in mind, I would like to ask for everyone's help. The Committee needs your help if it is to stay relevant to your needs, and to do this we need to hear from you, our members.

For a long time, the NSW Guild has held lace days at Linwood in Sydney. However, I realise that Sydney is not accessible for everyone, particularly our country members. So how do we make the Guild and its resources available to our members, particularly those who can't get to Linwood? I also know that not everyone that attends their local group is a member of the guild. So how do we make the guild relevant to these potential members? I am open to any and all ideas, even if they have been suggested or tried before. Sometimes the only difference between a successful idea and an unsuccessful one is the timing.

Any and all feedback would be appreciated but please don't just limit yourself to just identifying the problems, some ideas for solutions would be good too. Send your ideas to: laceguildnsw@gmail.com

Now, let's welcome and thank Caroline Appelbee for volunteering to become our new secretary! We also started 2023 with a Social Lace Day at the Powerhouse Museum's coffee shop and hope to continue these meetings every other month when Lace Day is not at Linnwood House.

For your calendars, our next meeting for Lace Day is on the 5th February, details below:

Location: Linnwood House

Address: 25 Byron Road, Guildford NSW 2161

Time: 10.00 am

Cost: \$10

Members, please consider entering your lace into one or more shows, here are the dates:

- Sydney Royal 6-17 April 2023 eastershow.com.au
- Hawkesbury 28-30 April hawkesburyshowground.com.au
- Dubbo 19-21 May dubboshow.org

Thank you,

NSW Branch Committee

“Crochet
beautiful
lace.”



Crochet Workshops by Pauline

Filet Crochet

Requirements: thread 20 or 40 Mercer crochet thread. Crochet hook steel 3 UK /1.25 mm or larger. Requirement of a knowledge of basic crochet stitches of foundation chain, double crochet, and treble.

Learning objectives are to learn how to start with a foundational chain, with increasing and decreasing, reading patterns, how to use bars and lacets in filet. Pattern will be provided but you can also bring your own with any questions about problems.

Crochet Flowers

The aim of workshop is to teach participants how to create flowers with the use of crochet for a dimensional effect and raised flower work with colour and extra complex crochet stitches.

The requirement is a knowledge of basic crochet stitches such as trebles, foundation chain, and increasing.

Learning objectives are to learn how to make a pansy with the use of various multiple triples and a daffodil where the use of making of various methods with asymmetrical motifs while learning to be able to read patterns.



You are required to bring a steel small crochet hook of size 3 UK/1.25mm or 4 UK/ 1.00mm with thread such as Mercer 20 or 40(maybe too fine). These can be supplied if required. Patterns will be provided or bring you own.

Hairpin Crochet

This lesson will teach the basic techniques of using a hairpin frame and forming a basic bookmark and then proceed to join a length into a basic edging with different stitch combinations.

A basic knowledge of crochet stitches of chain, double crochet and treble are required.

Tools required is a hairpin frame/fork/staple such as an aéro 1 or a width of 1ins/ 2.5 cm or similar. Additionally, a crochet hook such as steel 1.25 mm (3 milward) or 0.75mm (5 milward). 2 balls of crochet thread of different colours of 20 or 40 mercer cotton. Small gold safety pins.



Key Fob Workshop

Barbara Stokes will be running workshop on how to make key fobs with a lace insert. Please see the information below:

Lacemakers bring their own 10cmx1.5-2cm strip of lace plus matching sewing cotton and needle.

I will supply ribbon 22mm, green, white, black and a key fob, cost \$1.

Lacemakers are NOT to copy my lace, these patterns are bought from Jenny Brandis. Access Jenny online to order and purchase a copy. Being mindful of copyright, no sharing of patterns please.

I have at least 50 key fobs available.

