

AUSTRALIAN  
LACE GUILD



NSW BRANCH INC

Lace\_E News  
Volume #8



## NEWS FROM THE COMMITTEE

We have some updates to share.

FINISH READING ON PG. 2




## WELCOME

Our 8th edition of Lace\_E  
News - the ALG NSW  
Branch's monthly newsletter.



Website:


[https://www.lacemaking.com.  
au/sydney.html](https://www.lacemaking.com.au/sydney.html)



## AGM

Join us in Queanbeyan.

FINISH READING ON PG. 3



## GIMP WORKSHOP

Learn to use gimp or refresh your  
skills.

FINISH READING ON PG. 9







# NEWS

## From the Committee

Dear Members,

Welcome to our monthly newsletter of Lace\_E News. We hope you have been well and enjoying the lacemaking this month. We enjoyed the Lace Day meeting earlier this month as we shared some news, current lace projects, demonstration announcements, AGM schedule and more.

After much discussion regarding life memberships, we have sent you an email with attachments on how to put forward your nomination for the Jenny Rees Service Award on the 13<sup>th</sup> June. The NSW committee has decided to follow Victoria's example of awarding a service award annually. Sadly, Jenny Rees passed away recently. Her husband, Colin has given permission to name the award in her honour.

Due to an oversight, we did not supply the State library with copies of our newsletter. They have now been supplied with all the Isolace and Lace\_e news, but we still need some of the hard copies of News and Views from 2016 onwards. If you are having a cleanout and would like to donate them to a worthy cause, please get in touch - you can reply to this newsletter.

We continue to encourage you to get in touch with the committee if you have anything you'll like to share for our future newsletters by emailing: laceguildnsw@gmail.com

Thank you,  
NSW Branch Committee

# From the President

Hello all,

I hope you have all been lacemaking up a storm.

I am in the process of tackling a Schneeberger fan, by Lia Baumeister-Jonker, full of irises. I have always wanted to make a fan, and true to my habit, I never just follow the given pattern but always must make my own twists and turns. This pattern is traditionally made in one single tape and thus one single colour but of course I want to keep the leaves green and the flowers purple plus incorporate that little flush of yellow somewhere. Figuring out how to change colours on tape lace while minimising sewings (which for some bobbin lacemakers can elicit a few swear words) has been an exercise in the logistics of splitting one tape into two. I have spent the past year just working on a single iris, a sample to practice techniques and see where best to make the colour transition points. But I think the finished piece is worth the time and effort taken in planning.

So why all this talk about what is on my pillow? Well in some ways it is an analogy for what I wanted to do with my time as President of the NSW Guild. I wanted to plan and get things organised, back on track after Covid, put things in place so that the Committee felt supported, and the membership felt that being a member is worthwhile. There was a lot of listening to more experienced and knowledgeable committee and general members than I, plus a bit of thinking about how best to approach making any changes. Plus, many questions such as, how do we get country members more involved in the Guild, how do we enable their access to general meetings, facilitate learning opportunities and their participation on the Committee? In short how do we re-invigorate the Guild?

There is still a lot more I would like to do but I have been thwarted once again by my health. I knew I was running against the clock coming into this role, but it caught up with me earlier than expected. For anyone familiar with myeloma you will know that it can be quite a vicious cancer at times. When it decides to relapse, as it often does, the inevitable changes in medical treatment often create more havoc than the cancer itself. This is where I find myself, for the past six months battling a whole range of side effects from both myeloma and its treatment that continue to leave me not knowing how I will be feeling or what I am able to do from one week to the next. For now, I simply need to do less.

And so come the AGM I will be stepping down as President, my time for now is up. Yes, the AGM is around the corner, that time when all committee positions become vacant and in many organisations most members try to avoid standing for a position. I am just one of a few committee members who will not be re-standing for a position at the AGM, we will be losing most of our executive. So, it is vitally important for everyone at this time to seriously consider what they can offer the Guild. Any organisation is only as good as its membership! Yes, I said membership. Successful organisations are always driven by an active and engaged membership providing feedback to and standing for positions on the committee. As members we all need to actively take part in the direction and future of the Guild, if we don't then there is no Guild.

The current committee has started the work of trying to engage the wider membership. We want to make participation and engagement more accessible not only for country members but everyone. So, committee meetings are once every two months by Zoom and we are setting up Dropbox (a cloud-based file storage system) to make it easier to share and store important Guild documentation. You will also be able to attend the AGM via Zoom. These steps not only make it easier for the Committee to function but easier for the wider membership to participate in both leadership roles and the Guild more generally no matter where you live. The Guild is everyone and thus we need your participation, feedback, enthusiasm and ideas.

I hope you will all take the time to consider not only what you want from the Guild but how you can contribute to our vibrant NSW Lace community.

Tanya Carney  
NSW Guild President



My sample iris in pink and blue.

### **Zoom Link for the AGM**

Here is the Zoom Link for our AGM in August. Zoom invitations will also be sent out by email the week before the AGM.

NSWLaceGuild is inviting you to a scheduled Zoom meeting.

Topic: NSW Lace Guild AGM

Time: Aug 6, 2023 12:00 PM Canberra, Melbourne, Sydney

Join Zoom Meeting

<https://zoom.us/j/93285527237>

Meeting ID: 932 8552 7237

Find your local number: <https://zoom.us/u/asJV0HcuV>



# Australian Lace Guild AGM retreat and workshops

To be held at  
The B Theatre, Crawford St Queanbeyan NSW  
Friday 22 September to Monday 25 September 2023.

Members and their families are invited to the 2024 ALG, AGM retreat and workshops.

More details about the Conference will be coming in the next issue of Australian Lace. If you did not receive your registration forms, please the Guild know. We have booked a venue that allows us to have space for four workshops plus extensive area for social lace. The venue allows us to have an adjacent lunchroom where you can enjoy morning, afternoon tea and lunch as well as that extra tea/coffee when needed. Lunch will not be provided in the conference fee so you can choose whether to bring your own or order and pay for it at registration, there are many food outlets close to the venue. Accommodation is available close to the venue and there are several choices of accommodation that may suit you. It is an ideal situation to bring your families and allow them to discover Canberra or go for walks in the nearby National Parks, while you enjoy your lace. We plan to eat at local venues for dinner and the Conference dinner will be at a private room in a local venue, details closer to the time.

We have booked 4 exceptional teachers;

Lieve Lievens who will be teaching Paris Lace

Sand Taylor who will teach two short skills workshops, one on beginning and finishing lace (for 2 days), and one on mounting lace, there will be kits available to purchase for this workshop (for one day)

Maggie Henson-Brown who will be teaching designing in needle lace

Vickie Taylor and Megan Robinson who will be teaching Looping and Lacing, a contemporary approach to lace.

We have also invited our suppliers to trade, and there will be a wood turning demonstration of bobbin making. In a break from tradition, we are allowing our traders to trade at times and days that suit them, so no more rushes on the last day of the conference.

You will be allowed to shop at your leisure and enjoy flicking through those books you may want to purchase.

The AGM, delegates and proficiency meeting will be held on Sunday 24th September. There will be no classes, but social lace will be encouraged. The AGM will start at 2pm, and you can also attend virtually.

The NAC sincerely hopes you will join them for this long weekend of lacemaking.

# Spaces Make Lace

From Vicki and the New England Lace Makers

I have seen a lot of you recently, either in workshops, at a lace exhibition, or just through email or Instagram. For others, it has been a long time since we have been in touch, but you are still on my contact list! If you are on my contact list, you will receive this flyer and we can only hope you haven't been bombarded with too many already.

The lace makers from the NELG in northern NSW would like to invite you all to our November 2023 Spaces Make Lace II event. If you are unable to get here, we hope you might consider making a crazy milk jug cover. It can be small and fit easily into an envelope for posting or it can be large enough to fit over a milk bucket if need be!! It can be made from any medium if it is lacey, i.e., where the holes are as important as the solid areas.

The event, as you see on the flyer, is open to all but it is a good idea to let us know if you are coming so that we have an idea of numbers for catering and for the study sessions. Transport and accommodation are available in Uralla and Armidale.

With best wishes and happy lace making,

Vicki and NELG

# Spaces Make Lace 2023

## Inviting all lace makers and artists

**Date:** Saturday and Sunday, 4th-5th November 2023

**Where:** McCrossins Mill Museum, Uralla NSW

**Events Planned:** \$20 includes entry and study sessions.

Hands on study sessions of lace items from the Janice Jones Collection dating from the mid-16<sup>th</sup> to the mid-18<sup>th</sup> centuries, which are not on display.


Talks about the history and evolution of bobbin, needle and other lace making techniques being explored by today's artists.

Exhibitions with guest artists and lace makers in the Mill and around the town.

### Competition:

Crazy Milk Jug Covers that must be:

1. Handmade by the entrant and delivered to Vicki or Rosemary by 28<sup>th</sup> October 2023.
2. Over the top but functional.
3. Weighted with beads or similar.
4. Lacey, but holes need to be large-insect proof!
5. Colour is preferred – the brighter the better!
6. Must be transportable and easily displayed even if your imagination has run riot!




### Contact for more information:

Vicki Taylor and Rosemary Shepherd

Email Vicki: [larrikinlace@gmail.com](mailto:larrikinlace@gmail.com) Ph: 0439 787 231

Email Rosemary: [roses@southernphone.com.au](mailto:roses@southernphone.com.au) Ph: 0408 621 203





# Tatting Tip

## From Robyn Cocks

When finding a problem, I try to find a solution. I have been making earrings which have two parts. What I found a little tricky at times was when I tried to finish the circle off with a knot. The parts of the circle kept wrapping around each other in the wrong order. As they were small, my fingers often had trouble getting them into the correct order. I came up with this solution. I pinned them onto a cushion and then it was easy to tie the knot. Problem solved!!





“Join us for a  
mini  
workshop on  
gimp  
thread.”



# Afternoon Gimp Mini-Workshop for August Lace Day




This exercise is designed for those learning Torchon lace who have not yet learned how to use a gimp thread, although anyone who would like a refresher is also welcome.

The prickings provided give you the option of working a bookmark-sized sample but can be finished after any length has been worked. “Standard” prickings (= sample/bookmark sized sets of dots with no pattern markings) are also included if you want to make your own design. If you have a pattern of your own choice that has a simple gimp surrounding a pattern element, you are welcome to bring that instead.

Suitable threads for these prickings are 30 DMC Broder Machine, 30 Madeira Cotona or Tanne, Guterman/Sulky 30, 50 Finca, 50 Algodon, 100/2 linen. If you would like to use a thread of a different thickness, please e-mail [lacemaker1@inet.net.au](mailto:lacemaker1@inet.net.au) if you need advice on how to enlarge/reduce the prickings supplied.

You will need to wind 14 pairs of bobbins (16 pairs for the bookmark if you would like a double thread on the edge). If you would like to get the setting up done before the workshop, you could work as far as the gimp line.





# Library News

The library is still off-site (in a storeroom at Epping Creative Craft Centre) and I bring 3 small boxes of books, plus all the DVDs, to each Linwood Lace Day. The books are chosen based on requests from members combined with whatever takes my fancy. If you are interested in books on a particular subject, please let me know about 2 weeks before the Lace Day. (To be precise, I pack them on the 4<sup>th</sup> Thursday of the preceding month and couldn't be guaranteed to check for e-mail messages after Wednesday morning).

For the July Lace Day, I have a request for books on Chantilly lace. As we only have a couple on this subject, I will also be bringing some other books on point ground laces that may be of interest. I also think this is not too early to think about Christmas-themed lace. You don't have to limit your requests to books you think you would like to borrow – wanting to browse through particular books at the Lace Day is an equally valid reason for me to bring them.

Members are welcome to come and browse the library in its storeroom at the Epping Creative Centre on the days when the Epping Group meets – 2<sup>nd</sup> and 4<sup>th</sup> Thursdays of each month 10am-2pm. You will need to sign in, but if you only want to look at the library, there is no charge. It is probably a good idea to contact me in advance, just in case both keyholders are going to be absent.

Image and photography credit: Sheila, Pauline, Barbara, Robyn and Lisa.