

AUSTRALIAN  
LACE GUILD



NSW BRANCH INC

Lace\_E News  
Volume #9



## NEWS FROM THE COMMITTEE

We have some updates to share.

FINISH READING ON PG. 2



## WELCOME

Our 9th edition of Lace\_E  
News - the ALG NSW  
Branch's monthly newsletter.



Website:


[https://www.lacemaking.com.  
au/sydney.html](https://www.lacemaking.com.au/sydney.html)



## AGM

Join us in Queanbeyan.

FINISH READING ON PG. 3



## GIMP WORKSHOP

Learn to use gimp or refresh your  
skills.

FINISH READING ON PG. 7







# NEWS

## From the Committee

Dear Members,

Welcome to our monthly newsletter of Lace\_E News. We hope you are planning to join us for Lace Day at Linnwood House on Sunday, 6<sup>th</sup> August starting from 10am which is also our AGM. During our meeting we'll be nominating committee members, either ongoing or new. Please consider the positions: chair, Vice Chair, Treasurer, Secretary, and committee member. Christine will also be hosting a mini bobbin lace workshop, or if you're interested in crochet lace, please get in touch with Pauline

### **Zoom Link for the AGM**

Here is the Zoom Link for our AGM in August. Zoom invitations will also be sent out by email the week before the AGM.

NSWLaceGuild is inviting you to a scheduled Zoom meeting.

Topic: NSW Lace Guild AGM  
Time: Aug 6, 2023 12:00 PM Canberra, Melbourne, Sydney  
Join Zoom Meeting  
<https://zoom.us/j/93285527237>  
Meeting ID: 932 8552 7237  
Find your local number: <https://zoom.us/u/asJV0HcuV>

Please remember we still need some of the hard copies of News and Views from 2016 onwards. If you are having a cleanout and would like to donate them to a worthy cause, please get in touch - you can reply to this newsletter.

We continue to encourage you to get in touch with the committee if you have anything you'll like to share for our future newsletters by emailing: [laceguildnsw@gmail.com](mailto:laceguildnsw@gmail.com)

Thank you,

NSW Branch Committee

# Australian Lace Guild AGM retreat and workshops

To be held at  
The B Theatre, Crawford St Queanbeyan NSW  
Friday 22 September to Monday 25 September 2023.

Members and their families are invited to the 2024 ALG, AGM retreat and workshops.

Full details and registration forms were distributed in the last edition of Australian Lace. If you did not receive a copy or would like more information, please contact [editor@australianlaceguild.com.au](mailto:editor@australianlaceguild.com.au)

We have booked a venue that allows us to have space for four workshops plus an extensive area for social lace. The venue allows us to have an adjacent lunchroom where you can enjoy morning, afternoon tea and lunch as well as that extra tea/coffee when needed. Lunch will not be provided in the conference fee so you can choose whether to bring your own or order and pay for it at registration, there are many food outlets close to the venue. Accommodation is available close to the venue and there are several choices of accommodation that may suit you. It is an ideal situation to bring your families and allow them to discover Canberra or go for walks in the nearby National Parks, while you enjoy your lace. We plan to eat at local venues for dinner and the Conference dinner will be at a private room in a local venue, details closer to the time.

We have booked 4 exceptional teachers;

Lieve Lievers who will be teaching Paris Lace

Sand Taylor who will teach two short skills workshops, one on beginning and finishing lace (for 2 days) and one on mounting lace, there will be kits available to purchase for this workshop (for one day)

Maggie Henson-Brown who will be teaching designing in needle lace

Vickie Taylor and Megan Robinson who will be teaching Looping and Lacing, a contemporary approach to lace.

We have also invited our suppliers to trade. In a break from tradition, we are allowing our traders to trade at times and days that suit them, so no more rushes on the last day of the conference.

You will be allowed to shop at your leisure and enjoy flicking through those books you may want to purchase.

The AGM, delegates and proficiency meeting will be held on Sunday 24th September. There will be no classes, but social lace will be encouraged. The AGM will start at 2pm.

The NAC sincerely hopes you will join them for this long weekend of lacemaking.

# Spaces Make Lace

From Vicki and the New England Lace Makers

I have seen a lot of you recently, either in workshops, at a lace exhibition, or just through email or Instagram. For others, it has been a long time since we have been in touch, but you are still on my contact list! If you are on my contact list, you will receive this flyer and we can only hope you haven't been bombarded with too many already.

The lace makers from the NELG in northern NSW would like to invite you all to our November 2023 Spaces Make Lace II event. If you are unable to get here, we hope you might consider making a crazy milk jug cover. It can be small and fit easily into an envelope for posting or it can be large enough to fit over a milk bucket if need be!! It can be made from any medium as long as it is lacey, i.e., where the holes are as important as the solid areas.

The event, as you see on the flyer, is open to all but it is a good idea to let us know if you are coming so that we have an idea of numbers for catering and for the study sessions. Transport and accommodation are available in Uralla and Armidale.

With best wishes and happy lace making,

Vicki and NELG



# Spaces Make Lace 2023

## Inviting all lace makers and artists

**Date:** Saturday and Sunday, 4th-5th November 2023

**Where:** McCrossins Mill Museum, Uralla NSW

**Events Planned:** \$20 includes entry and study sessions.

Hands on study sessions of lace items from the Janice Jones Collection dating from the mid-16<sup>th</sup> to the mid-18<sup>th</sup> centuries, which are not on display.


Talks about the history and evolution of bobbin, needle and other lace making techniques being explored by today's artists.

Exhibitions with guest artists and lace makers in the Mill and around the town.

### Competition:

Crazy Milk Jug Covers that must be:

1. Handmade by the entrant and delivered to Vicki or Rosemary by 28<sup>th</sup> October 2023.
2. Over the top but functional.
3. Weighted with beads or similar.
4. Lacey, but holes need to be large-insect proof!
5. Colour is preferred – the brighter the better!
6. Must be transportable and easily displayed even if your imagination has run riot!



### Contact for more information:

Vicki Taylor and Rosemary Shepherd

Email Vicki: [larrikinlace@gmail.com](mailto:larrikinlace@gmail.com) Ph: 0439 787 231

Email Rosemary: [roses@southernphone.com.au](mailto:roses@southernphone.com.au) Ph: 0408 621 203





# Lace Demonstrations

Linnwood has Open Days and Public meetings throughout the year. Our generous members are often part of the demonstrations. Here is Barbara with her bobbin lace at Linnwood Open Day on the 9<sup>th</sup> July.



Find out more: <http://www.linnwood.org.au/open-days-and-public-meetings.php>

“Join us for a  
mini  
workshop on  
gimp  
thread.”



# Afternoon Gimp Mini-Workshop for August Lace Day




This exercise is designed for those learning Torchon lace who have not yet learned how to use a gimp thread, although anyone who would like a refresher is also welcome.

The prickings provided give you the option of working a bookmark-sized sample but can be finished after any length has been worked. “Standard” prickings (= sample/bookmark sized sets of dots with no pattern markings) are also included if you want to make your own design. If you have a pattern of your own choice that has a simple gimp surrounding a pattern element, you are welcome to bring that instead.

Suitable threads for these prickings are 30 DMC Broder Machine, 30 Madeira Cotona or Tanne, Guterman/Sulky 30, 50 Finca, 50 Algodon, 100/2 linen. If you would like to use a thread of a different thickness, please e-mail [lacemaker1@inet.net.au](mailto:lacemaker1@inet.net.au) if you need advice on how to enlarge/reduce the prickings supplied.

You will need to wind 14 pairs of bobbins (16 pairs for the bookmark if you would like a double thread on the edge). If you would like to get the setting up done before the workshop, you could work as far as the gimp line.





# The Sum of Us Exhibition

The Design Divas are challenging the boundaries of contemporary stitch, as they promote and develop the use of embroidery as an art form. They are one of the youngest groups of the Embroiderers' Guild NSW and are presenting their first exhibition at the Guild's Gallery76 in October 2023. This is a major step for the group, formed by students from the Contemporary Stitch and Design course of 2020, an advanced course that teaches students to think as artists using the medium of needle and thread.

As the group 'Zoomed' through Covid, the theme for our first Exhibition "The Sum of Us" was developed, the booking made, and timetables devised. We quickly realised that, while we were accomplished stitchers, as novice exhibitors, staging our first exhibition was going to be very challenging. However, time was found to stitch, and some amazing works are now complete.

It is with great excitement and some trepidation that we face Opening Day on Sunday 7th October, and the group extends an invitation to all to view the results of our continuing adventures with contemporary stitch.

"The Sum of Us" Gallery76 Embroiderers' Guild NSW, 76 Queen St, Concord West NSW 2138 | 6th October – 5th November open 10.00am – 4.00pm weekdays. 10.00am- 2.00pm weekends

Opening: Saturday 7th October 4.00pm- 5.30pm. Bookings required [www.embroiderersguildnsw.org.au](http://www.embroiderersguildnsw.org.au)



Image and photography credit: Sheila, Pauline, Barbara, Robyn and Lisa.